



| inserts: | | page |
|----------|-------------------------|---------|
| CD | 40 poles + ⊕ | 43 |
| CDD | 72 poles + ⊕ | 56 |
| CQE | 32 poles + ⊕ | 76 |
| CN | 16 poles + ⊕ | 82 |
| CCE | 16 poles + ⊕ | 90 |
| CNE, CSE | 16 poles + ⊕ | 91 |
| CSS | 16 poles + ⊕ | 100 |
| CMSE | 6+2 (aux) poles + ⊕ | 116 |
| CMCE | 6+2 (aux) poles + ⊕ | 116 |
| CP | 6 poles + ⊕ | 127 |
| CX | 6/36 and 12/2 poles + ⊕ | 130-131 |
| CX | 4/0 and 4/2 poles + ⊕ | 132 |
| MIXO | 4 modules | 137-151 |

insert centre distance: 77.5 x 27 mm

hoods with 4 pegs



hoods with 2 pegs



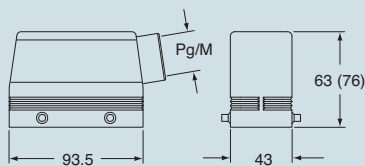
| description | part No. | | part No. | | part No. | | part No. | |
|---|------------------|----------|---------------------|---------|-------------------|----------|-------------------|---------|
| | | entry Pg | | entry M | | entry Pg | | entry M |
| with pegs, side entry | CHO 16 | 21 | MHO 16.25 | 25 | CHO 16 L | 21 | MHO 16 L25 | 25 |
| with pegs, side entry | | | MHO 16.32 | 32 | | | MHO 16 L32 | 32 |
| with pegs, side entry, high construction | CAO 16.21 | 21 | MAO 16.32 | 32 | CAO 16 L21 | 21 | MAO 16 L32 | 32 |
| with pegs, side entry, high construction | CAO 16.29 | 29 | MAO 16.40 | 40 | CAO 16 L29 | 29 | MAO 16 L40 | 40 |
| with pegs, top entry | CHV 16 | 21 | MHV 16.25 ** | 25 | CHV 16 L | 21 | MHV 16 L25 | 25 |
| with pegs, top entry | | | MHV 16.32 | 32 | | | MHV 16 L32 | 32 |
| with pegs, top entry, high construction | CAV 16.21 | 21 | MAV 16.32 | 32 | CAV 16 L21 | 21 | MAV 16 L32 | 32 |
| with pegs, top entry, high construction | CAV 16.29 | 29 | MAV 16.40 | 40 | CAV 16 L29 | 29 | MAV 16 L40 | 40 |
| with pegs, frontal entry, high construction | CAF 16 | 21 | MAF 16.25 | 25 | | | | |
| with pegs, frontal entry, high constr., without adaptor * | CFF 16 | 21 | MFF 16.25 | 25 | | | | |

* enclosure without adaptor, threaded on the body, to be used only with a complete cable clamp.

** can only be used with a complete cable clamp (to be purchased separately)

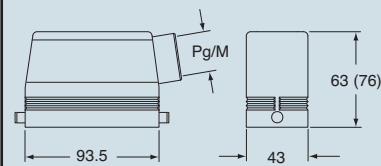
dimensions in mm

CHO (CAO) and MHO (MAO)

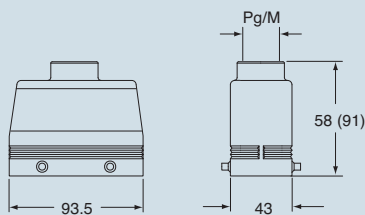


dimensions in mm

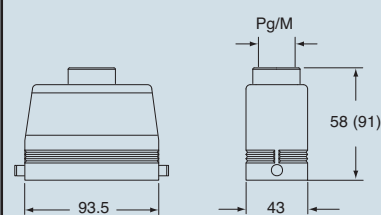
CHO L (CAO L) and MHO L (MAO L)



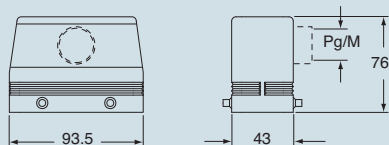
CHV (CAV) and MHV (MAV)



CHV L (CAV L) and MHV L (MAV L)



CAF/CFF and MAF/MFF



CALUS® Type 4/4X/12

dimensions shown are not binding and may be changed without notice

size 77.27